

# Kid's Corner

## Leaf Turkey



It is time to make a leaf turkey!

### First

Grown-up reads



### Then

I make



### Materials Needed:

- ❑ Decoration schedule (see p. 2)
- ❑ Printed (and pre-cut if needed) shapes (see pp. 3-4)
- ❑ 2 googly eyes
- ❑ Orange, red, and green markers
- ❑ Scissors
- ❑ Glue

### Directions for Grown-ups:

1. Cut out schedule and place on a velcroed board (for pull-off schedules) or laminate (for check-off schedules).
2. For more information, see **How-To Template: Schedules** ([handsinautism.iupui.edu](http://handsinautism.iupui.edu))
3. Help with cutting or pre-cut shapes before an activity. Modify the schedule if needed.
4. Have fun!



**HANDS in Autism**<sup>®</sup>  
Interdisciplinary Training  
& Resource Center

1130 W Michigan Street  
Fesler Hall, Suite 302  
Indianapolis, IN 46202

[HANDSinAutism.iupui.edu](http://HANDSinAutism.iupui.edu)  
[hands@iupui.edu](mailto:hands@iupui.edu)  
(317) 274-2675

### Also check out

How-To Video Series  
How-To Templates Series  
Kid's Corner Series  
Life with ASD Series  
Academia Series  
Strategy in Practice  
e-Learning Options

Stay in touch via our listserv &

































& Learning Connection!

Materials provided are **samples only!**  
They may need to be individualized to meet the particular needs of a person with ASD!



**Time to Make a Leaf Turkey!**

- Color two leaves green  
- Color two leaves red  
- Color two leaves yellow  
- Cut out 6 leaves  
- Cut out turkey body  
- Cut out two turkey feet  
- Cut out turkey waddle  
- Cut out turkey head  
- Cut out turkey beak  
- Glue 6 leaves to back of turkey body  
- Glue two feet to turkey body  
- Glue waddle to body  
- Glue head to body  
- Glue beak to head  
- Glue two googly eyes to head  

**Finished!**

