

Kid's Corner


Cornhole (Bean Toss) Game



It is time to make play a cornhole (bean toss) game!


First

Grown-up reads



Then

I play



Materials Needed:

- ✕ 2 corn hole boards
- ✕ 6 bean bags

Directions for Grown-ups:

1. Cut out the schedule and place on a velcroed board (for pull-off schedules) or laminate (for check-off schedules).
2. Optional: Refer to the *How-To: Schedules* (www.HANDSinAutism.iupui.edu/tools.html) for specific information on implementing the schedule.
3. Optional: Use the social narrative *I Like to Play Games* (*Strategy in Practice* series: www.HANDSinAutism.iupui.edu/tools.html) on winning and losing, if needed.
4. Have fun!



HANDS in Autism[®]
Interdisciplinary Training
& Resource Center

1130 W. Michigan St.
Fesler Hall, Suite 302
Indianapolis, IN 46202

HANDSinAutism.iupui.edu
hands@iupui.edu
(317) 274-2675

Also check out

How-To Video Series
How-To Templates Series
Kid's Corner Series
Life with ASD Series
Academia Series
Strategy in Practice
e-Learning Options

Stay in touch via our listserv &



©2017 HANDS in Autism[®]

Materials provided are **samples only!**
They may need to be individualized to meet the particular needs of a person with ASD!

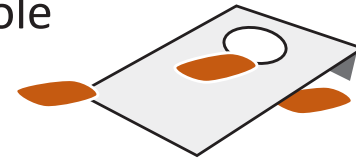
Time to Play Cornhole (Bean Toss)

Two people on the team,
youngest person goes first



Check your score:

- 1 point if bean lands on board. 3 points if bean goes in hole




Wait your turn



Team member *on the other side* takes turn



Stand next to your board



When a team gets 10 points,
the game is over

10



Toss 3 bean bags onto the
other board

