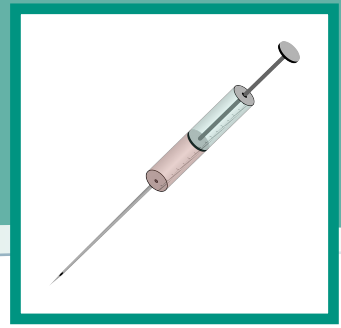


# Strategy in Practice

## Social Narrative: Getting a Shot is OK!



HANDS in Autism®  
Interdisciplinary Training  
and Resource Center

1130 W Michigan Street,  
Fesler Hall 302  
Indianapolis, IN 46202

HANDSinAutism.iupui.edu  
hands@iupui.edu  
(317) 274-2675

Also, check out...

How-To Video Series  
How-To Templates Series  
Kid's Corner Series  
Life with ASD Series  
Academia Series  
Strategy in Practice  
e-Learning Options

Stay in touch via our listserv &



©2018 HANDS in Autism® |  
Interdisciplinary Training and Resource Center

Use this social narrative to teach individuals with an autism spectrum disorder and related disabilities about getting a shot!

To learn more:

***How-To Template: Social Narratives*** in How-To Templates

### To Make & Use:

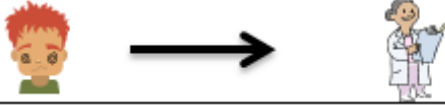
1. Modify the narrative based on the individual needs.
2. Print the narrative and laminate if needed.
3. [Optional] Cut the template into individual text strips and use a clip to hold together if needed.
4. Read the narrative several times together with the individual.
5. Address the narrative during the activity, if needed.

**Reminder:** This is only one example.


This template may need to be individualized to fit your particular needs.

## Getting a Shot is OK!

Sometimes I go to visit the doctor.




Sometimes when I go to the doctor, I need to get a shot. That is OK!



The nurse will touch the middle of my arm.



The nurse might put a tight band around my arm. This will feel tight!



If the band hurts my arm, I can hold mom's hand.



The nurse will wipe my arm. This might feel cold!



I will feel a little pinch. If I am scared, I can look away or hold mom's hand.



The nurse will press down on my arm with a cotton ball.



Then the nurse will put a band-aid on my arm. Now the shot is all done!

